

# Heavy Duty & Reliable

- Extra heavy duty hydraulic pumps combined with superb recline mobility for years of service.



## BARBER CHAIRS

Special Order Colors  
NEXT PAGE



**K2012**

Seat: 20"W x 19"D x 19"H  
Travel range: ~23.5" to 28.5"



**K2006A**

Seat: 22"W x 19"D x 18.5"H  
Travel range: ~24" to 30"



**K2008A**

Seat: 21"W x 19"D x 19"H  
Travel range: ~24" to 30"



**K2016**

Seat: 22"W x 20"D x 19"H  
Travel range: ~24" to 30"



Stocked in Grey Upholstery.

**K2055**

Seat: 26"W X 19"D x 19"H  
Travel range: ~21" to 28"



*Real Wood  
Armrests*

Stocked in Grey & Black Italian Upholstery.

**K2045**

Seat: 20"W X 20"D x 21"H  
Travel range: ~20.5" to 27.5"













Items stocked in black upholstery, special order colors available (custom upholstery colors incur longer shipment times). Chairs feature adjustable/removable headrests, ~45°-60° backrest recline mobility, recline levers on both sides, rising footrest upon recline, and industry standard PVC/Vinyl Upholstery. Some assembly required.

# Barber Chairs

## Special Order Colors

All chairs stocked in BLACK. No additional charge with minimum purchase of 5 chairs. Less than 5 add \$20 per chair. Allow 12-14 weeks to receive. All custom orders are non-refundable.



-  Bright Red
-  Burgundy
-  Yellow
-  Orange
-  Teal
-  Aqua
-  Royal Blue
-  Navy
-  Grey
-  Brown
-  Cream
-  White

## New Modern Style



**K2065**

Seat: 20.5"W x 16.5"D x 19"H  
Travel range: ~23.5" to 31.5"



## Electric



Two motors function with independent control of vertical recline. Leg rest rises with recline while footrest remains stationary. Back reclines up to ~70°. (Leather upholstery available at extra cost).

**K2019E**

Seat: 19"W x 17"D x 18"H  
Travel range: ~24" to 32"



**K2019**

Seat: 20"W x 19"D x 19"H  
Travel range: ~23" to 30"

Items stocked in black upholstery, special order colors available (custom upholstery colors incur longer shipment times). Chairs feature adjustable/removable headrests, ~45°-60° backrest recline mobility, recline levers on both sides, rising footrest upon recline, and industry standard PVC/Vinyl Upholstery. Some assembly required.